



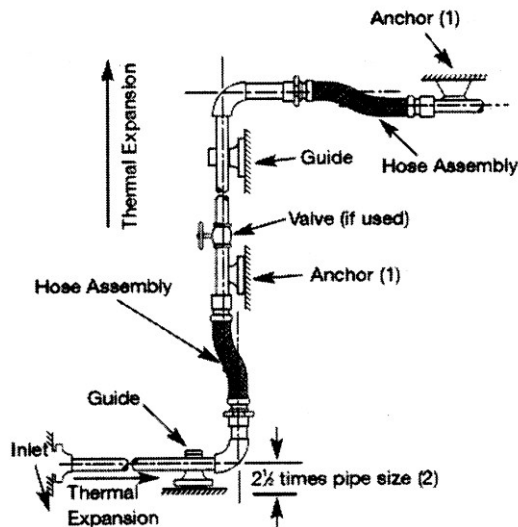
Pipe Anchoring and Guiding

A piping system which utilizes flexible metal hose to absorb pipe movement must be properly anchored and guided to assure correct functioning and maximum service life of the metal hose. The basic principles to be observed are:

1. The direction of pipe motion must be perpendicular to the centre line (axis) of the hose.
2. The pipe must be anchored at each change of direction where a flexible metal hose is employed to prevent torsional stress.

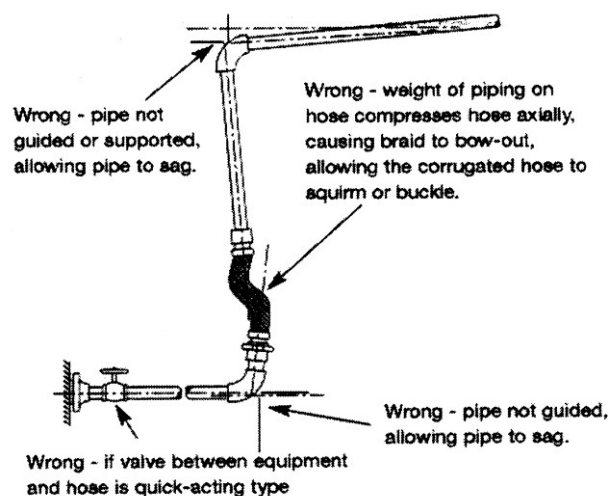
Typical examples of correct and incorrect guiding are shown below:

Right

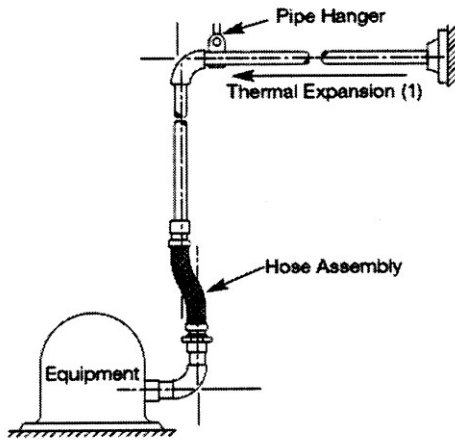


- (1.) Anchors are to be used at the end of the hose opposite from the source of motion.
- (2.) Approximate length to straighten flow rate before entering corrugated metal hose.

Wrong



Right



(1) Direction of motion must be applied perpendicular to hose centre line (axis).

Wrong

